

## Branch Mobile

Branch Mobile can be used to display feathers, wildflowers, pine cones, shells, seeds, or items collected during a nature walk. Use twine, yarn or string to fasten items to the branch. Hang items from the branch using string or thread.

### Materials:


- crayons or markers
- scissors
- yarn, string, or twine
- feathers, wildflowers, pine cones, shells, seeds, nuts, or other nature items
- 1 twig or branch

### Directions:

1. Collect nature objects from the local environment such as: feathers, wildflowers, pine cones, shells, seeds, nuts, mushrooms, leaves and so on.



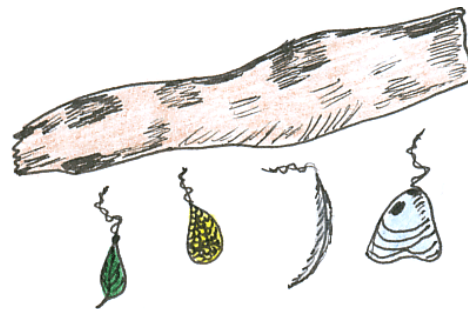
2. Cut pieces of string of different lengths: 10 cm, 16 cm, 20 cm, 24 cm, 30 cm.




3. Tie a small piece of thread to each item.



4. Arrange the items under the twig or branch.



5. Tie the items to the twig or branch.



6. Attach another piece of short string to the twig or branch. Hang-up mobile.

