

Cloud Mobile

Cloud Mobile can be used to display cumulus, cirrus, nimbostratus, cirrostratus, stratocumulus, cumulonimbus, altocumulus, altostratus, and cirrocumulus clouds. Use twine, yarn or string to fasten clouds to a stick or dowel. Hang mobile from the ceiling using string or thread.

Materials:


- crayons or markers
- scissors
- yarn, string, or twine
- poster board, card or cardboard
- straight stick or dowel
- cotton balls (optional)

Directions:


1. Draw each type of cloud on poster board; make each cloud look like the real thing. For a cumulus cloud use lots of cotton balls to make it fluffy or color white with wavy grey lines.




2. Cut pieces of string of different lengths: 10 cm, 16 cm, 20 cm, 24 cm, 30 cm.




3. Tie a small piece of thread to each cloud.



4. Arrange the clouds under the stick. Label clouds and paste to the cloud if desired.



5. Tie the clouds to the stick.



6. Attach another piece of short string to the stick. Hang-up mobile.

