



Planet Mobile


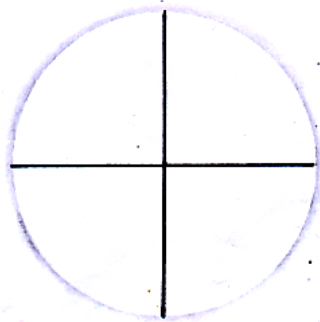
Planet Mobile can be used to display the Solar System, picturing the Sun and nine planets that orbit it: Mercury, Venus, Earth, Mars, Jupiter, Saturn, Uranus, Neptune, and Pluto. Make planets using card or heavy paper. Use round cardboard to hang planets with thread. Display mobile.

Materials:

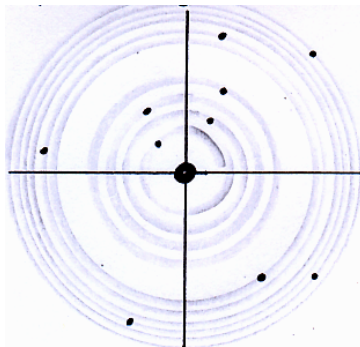
- crayons, pencils or markers
- round piece of cardboard 30 cm across
- colored paper or card
- paste or glue
- yarn, string, or twine
- scissors
- tape
- compass for making circles

Directions:


1. Find the center of the cardboard circle by drawing a line from top to bottom and a line from right to left. The middle is where the two lines meet. This will be the Sun.
2. Use a compass to draw the 9 planets by drawing circles around the center of the cardboard. The first 4 planets are close to the sun. Leave a gap for the asteroids. Make 5 more planets far from the Sun.



3. Use the sharp end of scissors to make holes in the circle. Punch a hole in the center. This is where the Sun will hang. Punch one hole somewhere in each circle. A planet will hang from each hole.



4. Cut circles from card to represent the Sun and planets. Make the Sun the biggest. Make Jupiter, Saturn, Uranus and Neptune a bit smaller than the Sun. Make the rest of the planets much smaller. Make the rings around Saturn. Label the back of each planet




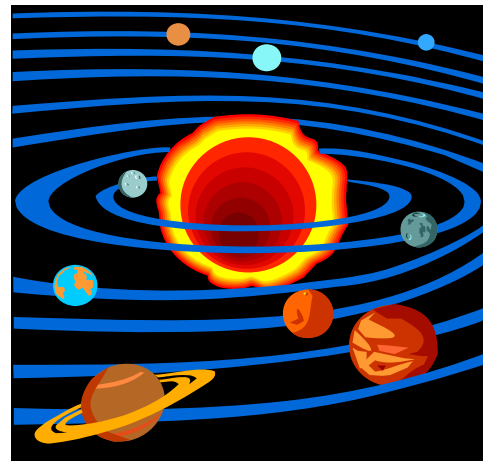

5. Tape a piece of string to each planet and the Sun. Lace the other end of each string through the correct hole in the cardboard circle. Put the planets in the following order:

- 1st Orbit – Mercury
- 2nd Orbit – Venus
- 3rd Orbit – Earth
- 4th Orbit – Mars
- 5th Orbit – Jupiter
- 6th Orbit – Saturn
- 7th Orbit – Uranus
- 8th Orbit – Neptune
- 9th Orbit - Pluto

7. Tie 3 pieces of string to the top of the cardboard. Tie the 3 pieces of string together. Tie them to a longer string. Hang the mobile.



6. Adjust the lengths of the string so that the planets and Sun all lie in a plane.



Variation

- Use twine, yarn or string to fasten two sticks together in an "X" shape.
- Hang the planets from the sticks using string or thread.
- Hang the sun from the "X" in the middle.
- Use string to make a loop from the middle to hang the mobile.
- Hang completed mobile.